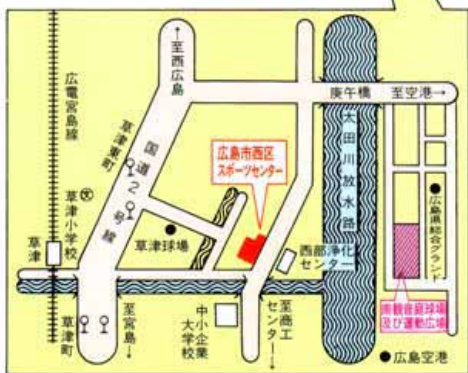


Guide Map



Means of transportation

- Take a Hiroshima Bus bound for Shokou-center (No.25 or No.50). Get off at Kusatsu-higashi-machi. Walk for 7minutes.
- Take a Hiroden Bus bound for Itsukaichi or Hatsukaichi. Get off at Kusatsu-machi. Walk for 8minutes.
- Take a Streetcar bound for Miyajima-guchi (No.2) Get off at Kusatsu. Walk for 10minutes.

Hiroshima City Nishi Ward Sports Center



Hiroshima City Sports Association

Other Facility

shinmachi,Nishi-ku,Hiroshima 733-0036

Take a Hiroden Bus bound for Kannon-Marina-Hop.
Get off at Kannon-shinmachi. Walk for 3minutes.

A reservation is necessary

• Total area : 10,245m² Tennis court : 4courts(Oil Sand)

Minami-kannon Tennis Court and

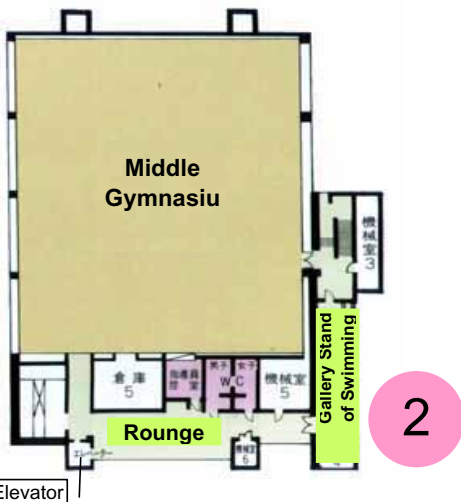
2-90 kannon-

Hiroshima City Nishi Ward Sports Center

2-41-1 Kougo-minami , Nishi-ku , Hiroshima 733-0823 (082)272-8211


Second Floor

- **Middle Gymnasium** : 896㎡ (32m × 28m)
2Volleyball courts
1Basketball court
6Badminton courts
2Mini-Basketball courts
Mini-Tennis , Table tennis
- **Lounge , Vending Machines**
- **Men & Women s toilet**
- **Gallery Stand of Swimming Pool**
48 Seats capacity



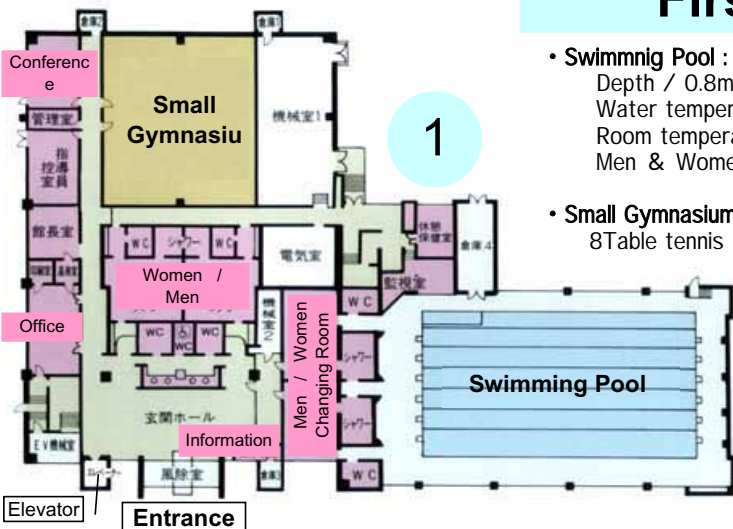
Third Floor

- **Gallery Stand of Middle Gymnasium**
252 Seats capacity



First Floor

- **Swimming Pool** : 25m × 6courts
Depth / 0.8m ~ 1.4m
Water temperature / 28 ~ 30
Room temperature/ 30 ~ 31
Men & Women s Changing Rooms
- **Small Gymnasium** : 224㎡ (16m × 14m)
8Table tennis , Aerobics
- **Office**
- **First Aid Room**
- **Lounge , Kiosk**
- **Conference Room**
20 people capacity



Out Door

- **Ground** : 6070㎡
8Nightlight (100luxes)
1Softball Court



For Use

- **Hours** : 9AM-9PM
(8:30AM-9 : 30PM / July-September)
- **Closed** : Tuesday , August 6 ,
December 28 January 4
- **For Individual Use** :
Please pay at the registration desk
- **For Exclusive Use** :
The required forms must be submitted within the defined application period. The period begins 3months before the applicant wishes to use the facilities and ends on the 10th of the month before usage date.

Facility Outline

- **Lot Area** : 12112.27㎡
- **Total Floor Area** : 3703.48㎡
- **Construction** : Steel reinforced concrete
- **Parking** : 60 cars Capacity

For Everyone's Enjoyment of the Facilities

- * Please keep facility hours.
- * Outdoor shoes cannot be worn in the building. Please prepare indoor shoes.
- * Wear appropriate workout attire.
- * Be respectful of the Center's equipment and use it properly.
- * Clean the equipment you've used and return everything to its proper place.
- * Eat and drink only in designated areas.
- * Take all garbage with you.
- * The Sports Center's is not responsible for accident or theft in the building and parking areas. Please take appropriate precautions.
- * Those under the influence of alcohol will be refused entry.
- * Those causing trouble or disrespecting others may be asked leave.
- * No smoking in the building , except in designated areas.
- * Please lock the coin-locker for prevention against robbery.