

広島平和記念資料館 おすすめ入館案内

参考資料 2



現在、非常に多くの方にご来館いただき、時間帯によっては館内が非常に込み合っています。チケット購入のため長時間お並びいただく場合がありますので、事前のWEBチケット購入をお勧めします。

購入はこちらから

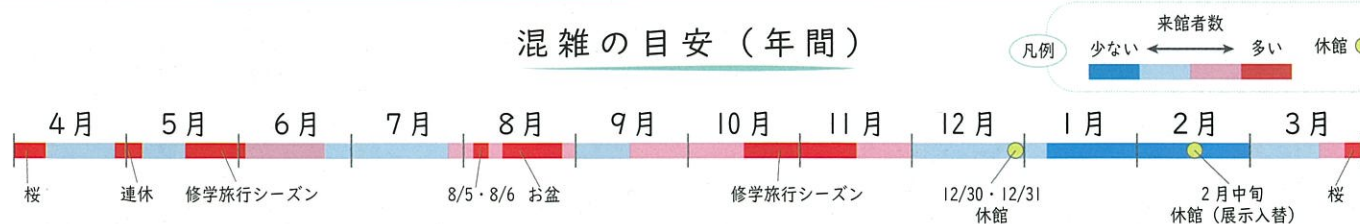


また、入館者数の上限を設けWEB予約のみとする時間帯（※下表参照）は、比較的じっくりと見学いただけますので、ぜひこれらの時間帯に入館いただくことをお勧めします。

混雑の目安（1日）



混雑の目安（年間）



※開館時間・休館日は変更となる場合があります。ウェブサイトで最新の情報をご確認ください。

広島平和記念資料館

<https://hpmmuseum.jp/>
TEL:082-241-4004



Things to know before you visit Hiroshima Peace Memorial Museum



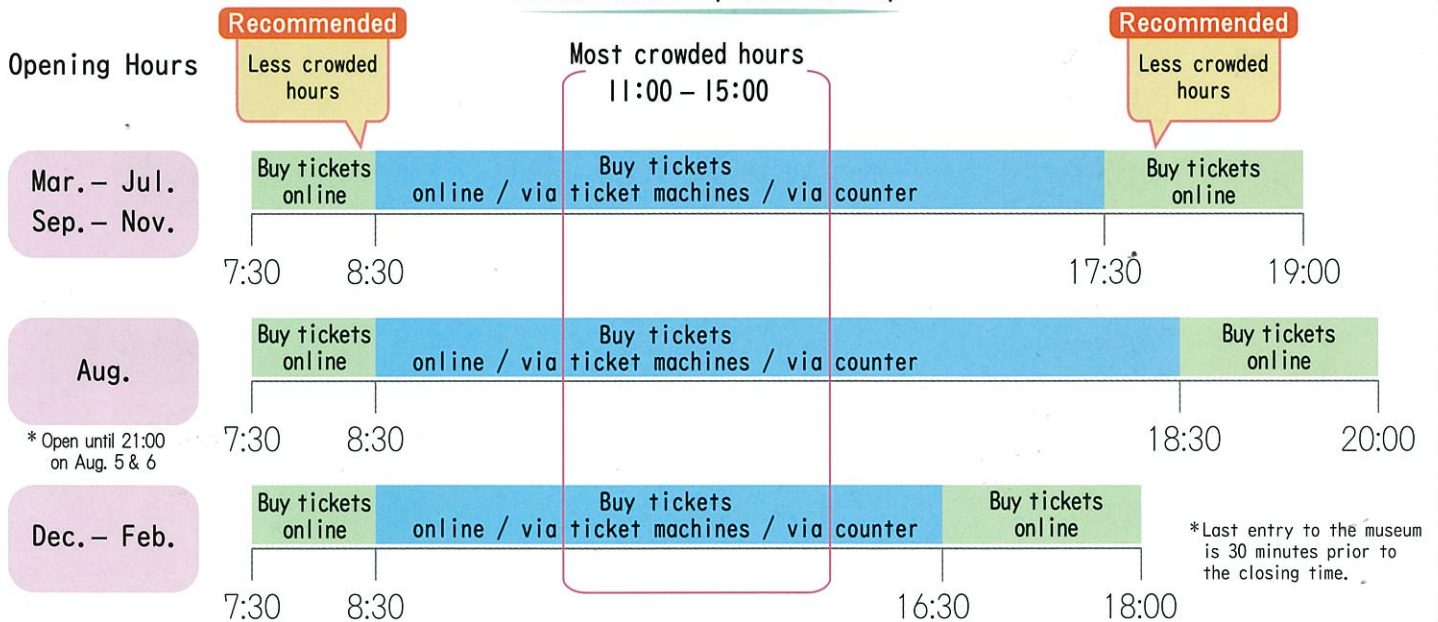
The museum currently receives a large number of visitors, and can become very crowded depending on the time of your visit. You may be required to wait in line for a long time to purchase tickets, so we highly recommend purchasing your tickets online in advance.

Purchase your tickets from here


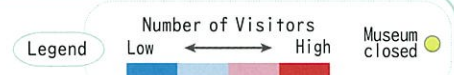


We have designated certain time slots (see table below) with a limited number of visitors, when online reservation is required. These times are less crowded, allowing you to explore the exhibits at your own pace. We highly recommend visiting during these times.

Crowd Levels by Time of Day



Crowd Levels Throughout the Year



*The opening hours and closed days are subject to change. Please check the [museum website](https://hpmuseum.jp/?lang=eng) for the most up-to-date information.

Hiroshima Peace Memorial Museum

<https://hpmuseum.jp/?lang=eng>
TEL:+81-82-241-4004



広島平和記念資料館 本館見学のご案内 ～必ずご覧いただきたい資料のご紹介～

本館は、被爆者の遺品、被爆の惨状を示す写真や資料など約500点を展示しており、そのうち、ぜひともご覧いただきたい資料を厳選してご紹介しています。

来館の際、あまり時間がない場合でも、少なくともこれらの資料をご覧いただき、被爆の実相を理解し、全人類の共存と繁栄を願い、真の世界平和の実現を祈念する「ヒロシマの心」を共有していただければと考えています。

【本館のコース図の見学所要時間：約30分】

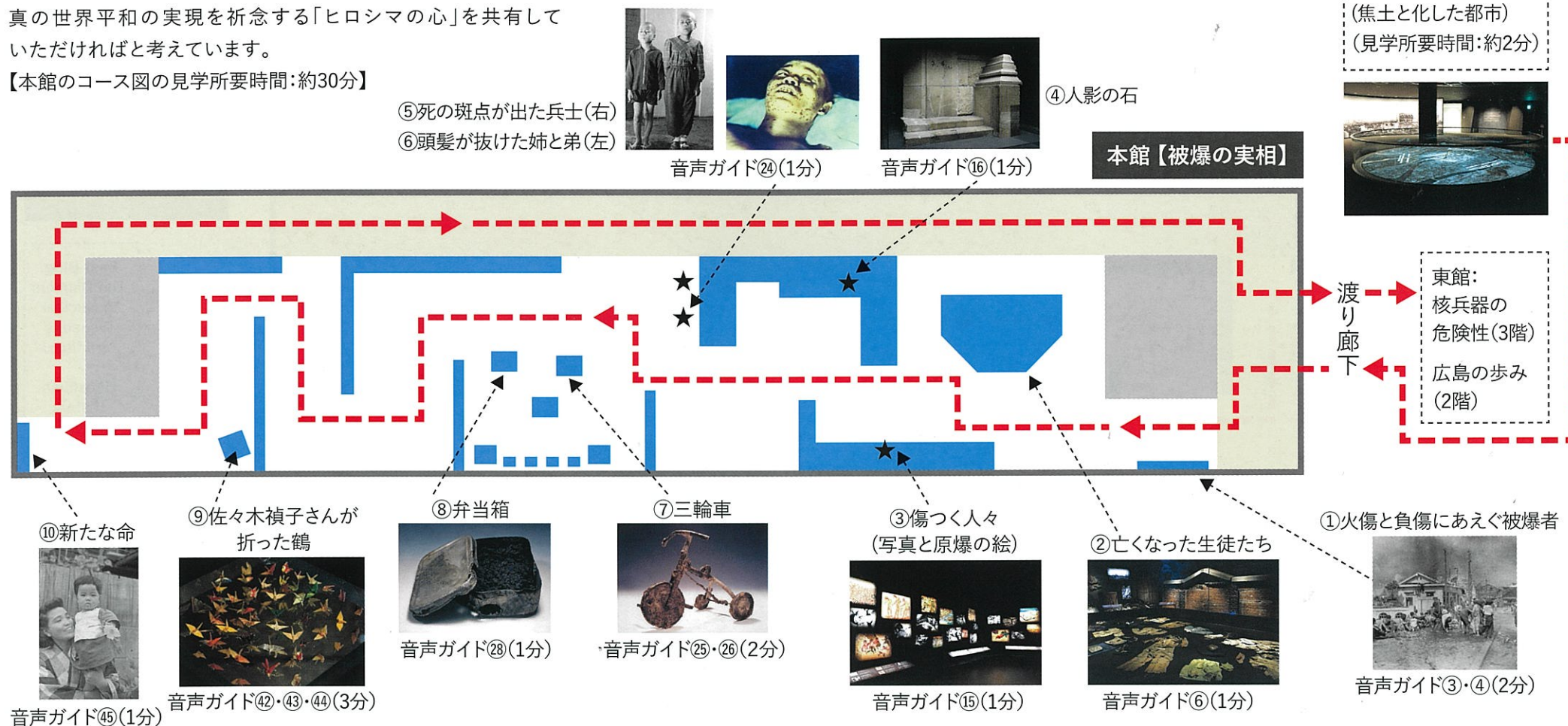
《見学ルートのご案内》

東館1階からエスカレーターで3階に上がり、パノラマ映像を見学後、渡り廊下を通って本館にお進みください。本館では、「8月6日のヒロシマ」や被爆者・遺族の今日までの苦しみや悲しみに触れることができます。

本館見学後、再び渡り廊下を通り、時間がない場合は、東館3階からエレベーターで1階に降りてください。

時間が許せば、核兵器や平和の取組みを学べる東館（核兵器の危険性（3階）、広島への歩み（2階））をご覧ください。

【東館の見学所要時間：約30分】



問合せ先：広島平和記念資料館
https://hpmmuseum.jp/
TEL:082-241-4004



【写真クレジット】1.松重美人撮影,中国新聞社所有,日本写真保存センター所蔵/4.住友銀行広島支店寄贈/5.木村権一撮影/6,10.菊池俊吉撮影,田子 はるみ提供/7.鎌谷信男寄贈/8.折免シゲコ寄贈/9.佐々木繁夫・雅弘寄贈(敬称略)

Hiroshima Peace Memorial Museum
Visitor Guide for the Main Building
- Must-See Exhibits Introduction -

The Main Building exhibits about 500 items, including victims' belongings, photographs of the devastation, and related materials. Below are selected materials we strongly recommend viewing.

Even with limited time, we encourage you to visit these items in particular to understand the reality of the atomic bombing and embrace the "Spirit of Hiroshima," a wish for humanity's coexistence, prosperity, and true world peace.

[Estimated time taken for the suggested Main Building course: Approx. 30 minutes]

«Route Guide»

Start your tour in the East Building by taking the escalator from the 1st to the 3rd floor. After viewing the projection mapped model, proceed to the Main Building via the connecting corridor.

In the Main Building, explore what happened in Hiroshima on August 6 and the enduring pain and sorrow faced by the hibakusha and their families.

After touring the Main Building, return via the corridor. If you are short on time, take the elevator from the East Building's 3rd floor to the 1st floor.

If time allows, visit the East Building exhibits on nuclear weapons and peace efforts: "The Dangers of Nuclear Weapons" (3rd floor) and "Hiroshima History" (2nd floor).

[Estimated time to view the East Building: Approx. 30 minutes]

East Building 3rd floor
Introductory Exhibit

The Devastated City
(Time required: approx. 2 mins)



Main Building Reality of the Atomic Bombing

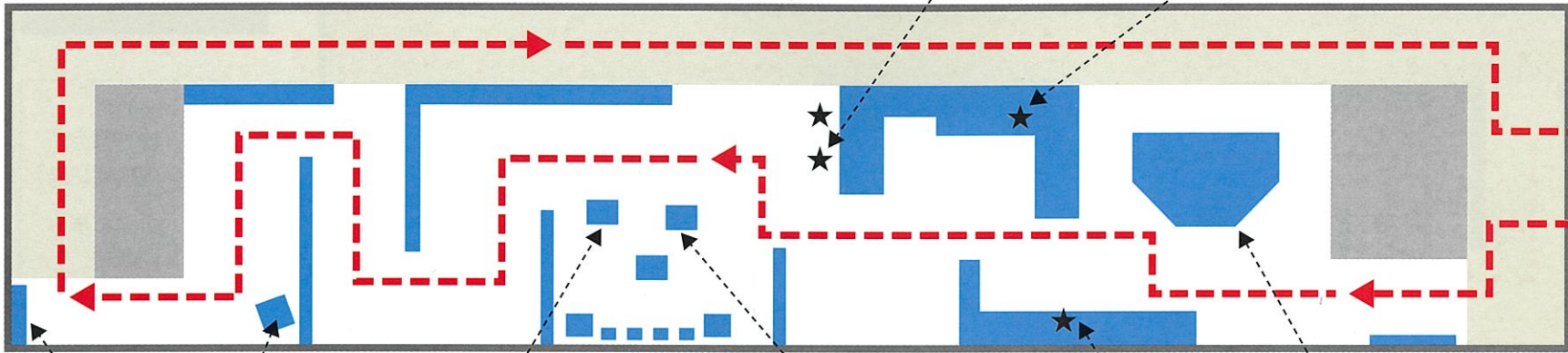


Audio guide ②④ (1 min)



Audio guide ⑯ (1 min)

4. Human shadow etched in stone



Corridor

East Bldg.
The Dangers
of Nuclear
Weapons
(3rd floor)

Hiroshima
History
(2nd floor)

1. Survivors suffering from burns and other injuries



Audio guide ③&④
(2 mins)

2. Children killed in the bombing



Audio guide ⑥
(1 min)

3. The Injured (Photos and A-bomb Drawings by Survivors)



Audio guide ⑮
(1 min)

7. Tricycle



Audio guide ②⑤&②⑥
(2 mins)

8. Lunch box



Audio guide ②⑧
(1 min)

9. Paper cranes folded by Sadako Sasaki



Audio guide ④②&④③&④④
(3 mins)

10. New life



Audio guide ④⑤
(1 min)

Contact: Hiroshima Peace Memorial Museum
<https://hpmuseum.jp/?lang=eng>
 TEL: +81-82-241-4004



[Photo Credits] 1. Photo by Yosnito Matsushige, Owned by the Chugoku Shimbun, Archived at the Photo Archives of Japan / 4. Donated by Sumitomo Bank, Hiroshima Branch / 5. Photo by Gonichi Kimura / 6.&10. Photo by Shunkichi Kikuchi, Courtesy of Harumi Tago / 7. Donated by Nobuo Tetsutani / 8. Donated by Shigeo Orimen / 9. Donated by Shigeo and Masahiro Sasaki