

9 Household Waste Disposal Guidelines



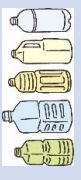










<https://www.city.hiroshima.lg.jp/site/kateigomi/114297.html>
























Household Waste Disposal Guidelines







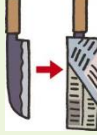








<p>Household Waste Disposal Guidelines Put out household waste by 8:30 am on the collection day. Environment Bureau, The City of Hiroshima</p>	<p>Combustible Waste</p>	<p>PET Bottles</p>	<p>Recyclable Plastics</p>	<p>Other Plastics</p>	<p>Non-Combustible Waste</p>	<p>Recyclable Waste</p>	<p>Harmful Waste</p>	<p>Large Waste (paid service)</p>
--	--------------------------	--------------------	----------------------------	-----------------------	------------------------------	-------------------------	----------------------	-----------------------------------


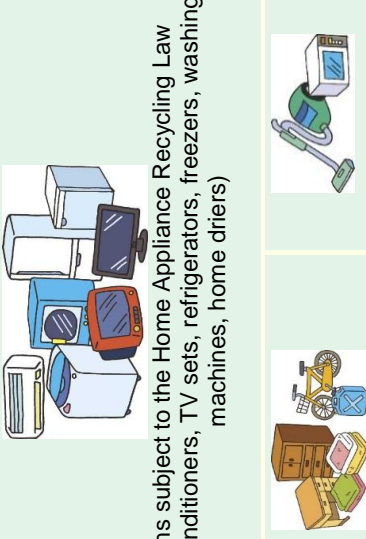
Category	Collection day	Items	Examples	Disposal Method									
<p>Combustible Waste</p>	<p>Twice a week</p> <p>Note: Your collection days depend on where you live. Please confirm the collection days for your area.</p>	<ul style="list-style-type: none"> Kitchen waste Non-recyclable paper waste Small pieces of wood/pruned branches Other 	<table border="1"> <tr> <td> <p>Food waste, eggshells, seafood shells, etc</p> </td> <td> <p>Short sticks and grass</p> </td> <td> <p>Cigarette butts</p> </td> </tr> <tr> <td> <p>Medicine, medicated patches</p> </td> <td> <p>Tissue paper, carbon paper, etc</p> </td> <td> <p>Desiccants and deoxidizers</p> </td> </tr> <tr> <td> <p>Disposable diapers</p> </td> <td> <p>Pet litter, droppings, etc</p> </td> <td> <p>Cushions and pillows with cotton filling</p> </td> </tr> </table>	<p>Food waste, eggshells, seafood shells, etc</p>	<p>Short sticks and grass</p>	<p>Cigarette butts</p>	<p>Medicine, medicated patches</p>	<p>Tissue paper, carbon paper, etc</p>	<p>Desiccants and deoxidizers</p>	<p>Disposable diapers</p>	<p>Pet litter, droppings, etc</p>	<p>Cushions and pillows with cotton filling</p>	<ul style="list-style-type: none"> Dispose of combustible waste in a strong paper bag or plastic bag (not sandbags). Do not dispose of combustible waste in cardboard boxes. If a piece of paper is larger than a business card, you should dispose of it as recyclable waste. This includes confectionery boxes and direct mail. Return empty milk cartons to collection boxes at supermarkets if possible. Drain food waste of any excess liquid and wrap it in newspaper or similar paper. Soak up cooking oil with a cloth or newspaper before disposal. Cut up pruned branches and pieces of wood before disposal. They should be shorter than approximately 50 cm in length, and tied up in small bundles. <u>Note:</u> You can only dispose of green wood <u>up to 5 cm</u> in diameter or dried wood <u>up to 10 cm</u> in diameter. Break off the points of bamboo skewers and other sharp items before disposal. Soak fireworks and matches in water before disposal.
<p>Food waste, eggshells, seafood shells, etc</p>	<p>Short sticks and grass</p>	<p>Cigarette butts</p>											
<p>Medicine, medicated patches</p>	<p>Tissue paper, carbon paper, etc</p>	<p>Desiccants and deoxidizers</p>											
<p>Disposable diapers</p>	<p>Pet litter, droppings, etc</p>	<p>Cushions and pillows with cotton filling</p>											

Category	Collection day	Items	Examples	Disposal Method
 PET Bottles	Once a week	<ul style="list-style-type: none"> PET bottles  Look for this symbol.	<div style="display: flex; justify-content: space-between;"> <div style="width: 45%;">  <p>PET bottles for beverages (soft drinks, tea, coffee, water, etc). PET bottles for alcohol, mirin, vinegar, soy sauce, noodle dipping sauce (<i>mentsuyu</i>), and oil-free dressings; bottles for oil-based dressings should be disposed of as Recyclable Plastics.</p> </div> <div style="width: 45%;">  <p>Caps and labels go in Recyclable Plastics.</p> </div> </div>	<p>Dispose of PET bottles in a transparent or semi-transparent plastic bag.</p> <ul style="list-style-type: none"> PET bottles must be bagged separately from Recyclable Plastics. Do not put bags filled with PET bottles into another bag. Plastic bottles for cooking oil, sauce, and detergent go in Recyclable Plastics. Remove caps and labels, empty and rinse the inside of bottles with water, and crush them. (Caps and labels go in Recyclable Plastics.)
 Recyclable Plastics	<p>Note: Your collection day depends on where you live. Please confirm the collection days in your area.</p>	Container and packaging plastics	<div style="display: flex; justify-content: space-between;"> <div style="width: 45%;"> <p>Plastic product containers and packaging</p>  <p>Bags and netting</p>  <p>Plastic bottles</p>  <p>Plastic lids, caps, and labels</p>  <p>Polystyrene containers and packaging material</p>  <p>Plastic wrap for food</p>  <p>Supermarket checkout bags, etc</p> </div> <div style="width: 45%;">  <p>Plastic cups (Paper cups go in Combustible Waste)</p>  <p>Tubes</p> </div> </div>	<p>Dispose of recyclable plastics in a transparent or semi-transparent plastic bag.</p> <ul style="list-style-type: none"> Recyclable plastics must be bagged separately from PET Bottles. Do not put bags filled with recyclable plastics into another bag. Wash food containers before disposing of them. If they are difficult to clean, dispose of them as Combustible Waste. Before disposing of bottles and tubes, completely use up their contents and remove anything stuck to them. Remove caps and lids. Return supermarket food trays to collection boxes at supermarkets if possible.


Category	Collection day	Items	Examples	Disposal Method
 Other Plastics	<p style="text-align: center;">Twice a month</p> <p>Note: Your collection days depend on where you live. Please confirm the collection days in your area.</p>	Plastics other than containers and packaging	<div style="display: flex; flex-wrap: wrap;"> <div style="width: 33%; text-align: center;">  Vinyl bags </div> <div style="width: 33%; text-align: center;">  Shoes, slippers, leather shoes and rain shoes </div> <div style="width: 33%; text-align: center;">  Stuffed toys and plastic toys </div> <div style="width: 33%; text-align: center;">  Dry cleaning bags </div> <div style="width: 33%; text-align: center;">  Printer ink cartridges, plastic stationery products </div> <div style="width: 33%; text-align: center;">  Plastic hangers </div> <div style="width: 33%; text-align: center;">  Kitchen wrap (remove the paper center), sponges </div> <div style="width: 33%; text-align: center;">  Videotapes, CDs, DVDs, and their cases </div> <div style="width: 33%; text-align: center;">  Cushions and pillows with sponge filling </div> </div>	<p>Dispose of other plastics in a transparent or semi-transparent plastic bag.</p> <ul style="list-style-type: none"> • Cut plastic sheets and long items such as hoses into pieces shorter than 30 cm. If it is difficult to cut them, tie them with string and dispose of them as Non-Combustible Waste. • Dispose of plastic toys and stuffed toys that include machine parts as Non-Combustible Waste. • Dispose of wooden hangers (including those that contain metal) as combustible waste. • Dispose of metal hangers (including those covered by vinyl) as non-combustible waste.

Category	Collection day	Items	Examples	Disposal Method
 Non-Combustible Waste	<p style="text-align: center;">Twice a month</p> <p>Note: Your collection days depend on where you live. Please confirm the collection days in your area.</p>	Ceramics Small electrical appliances (items not categorized as Large Waste) Other	<div style="display: grid; grid-template-columns: repeat(3, 1fr); gap: 5px;"> <div style="text-align: center;">  Leather bags </div> <div style="text-align: center;">  Ceramics </div> <div style="text-align: center;">  Milky-white cosmetic bottles, nail polish bottles </div> <div style="text-align: center;">  Heat-resistant glass </div> <div style="text-align: center;">  Incandescent or LED light bulbs, disposable pocket warmers, and lighters (Empty lighters and place them in a separate bag.) </div> <div style="text-align: center;">  Aluminum foil </div> <div style="text-align: center;">  Metal caps and lids </div> <div style="text-align: center;">  Small electrical appliances, such as irons and hair driers </div> <div style="text-align: center;">  Umbrellas, hot water dispensers and watches </div> <div style="text-align: center;">  Cold gels and razors </div> </div>	<ul style="list-style-type: none"> • Dispose of non-combustible waste in a strong plastic bag (sandbags are not allowed). • Place soil, sand, and gravel used in plant pots in a shopping bag. You may dispose of up to three bags of waste at a time. • In order to prevent fires, completely empty lighters before disposing of them. Place them in a separate bag from other non-combustible waste, and write “ライター” (“lighter”) on the bag. • Remove batteries from electrical appliances. Dispose of batteries as Harmful Waste. • Tie together vinyl sheets and hoses with string before disposing of them. If possible, cut them into pieces shorter than approximately 30 cm and dispose of them as Other Plastics. • Put small electrical appliances (battery- powered or mains-powered), in the collection boxes in ward offices. You can only dispose of items that can fit through the slot of the collection box (H15cm × W30cm × D40cm).


Category	Collection day	Items	Examples	Disposal Method
 Recyclable Waste	<p style="text-align: center;">Twice a month</p> <p>Note: Your collection days depend on where you live. Please confirm the collection days in your area.</p>	Paper (larger than a business card) Cloth Metals Glass	<div style="display: flex; flex-wrap: wrap;"> <div style="width: 25%; text-align: center;">  Cloth bags </div> <div style="width: 25%; text-align: center;">  Newspapers </div> <div style="width: 25%; text-align: center;">  Cardboard </div> <div style="width: 25%; text-align: center;">  Old clothes, curtains, etc </div> <div style="width: 50%; text-align: center;">  Other paper larger than a business card (including books, magazines, flyers, confectionery boxes, and direct mail) </div> <div style="width: 50%; text-align: center;">  Kitchen knives (Wrapped in newspaper, etc) </div> <div style="width: 50%; text-align: center;">  Cans including 18-liter square cans (<i>itokan</i>), oil cans, and spray cans (use up or empty them in a well-ventilated outdoor place far from fire), pots, frying pans, etc </div> <div style="width: 50%; text-align: center;">  Glass bottles and broken glass (Remove bottle caps.) </div> <div style="width: 50%; text-align: center;">  Cosmetic bottles (except milky-white bottles and nail polish bottles) </div> </div>	<ul style="list-style-type: none"> • Tie paper up with string. Place other recyclable waste in a strong bag (not a sandbag) and dispose of it separately from Harmful Waste. • Be sure to use up spray cans, or empty them in a well-ventilated outdoor place far from fire. Do not make holes in spray cans before disposing of them. • If spray cans, paint cans, and containers for medicine or chemicals are not empty they will not be collected, so please consult their manufacturers. • Wrap kitchen knives and broken glass in newspaper (etc) and write “危険(きけん)” (“dangerous”) on them. • If possible, take returnable bottles (such as beer bottles and large sake bottles) back to the store where they were purchased. • Remove caps and lids from cans and bottles, make sure to empty them and wash them thoroughly before disposal. • The City of Hiroshima recommends “Group Collection” to reduce waste and prevent it from being stolen. To find out whether Group Collection is carried out in your area, contact your local neighborhood association. • As much as possible, donate and reuse old clothes.
 Harmful Waste	<p style="text-align: center;">Twice a month</p> <p>Note: Your collection days depend on where you live. Please confirm the collection days in your area.</p>	Dry-cell batteries Fluorescent lights Mercury thermometers	<div style="display: flex; flex-wrap: wrap;"> <div style="width: 25%; text-align: center;">  Dry-cell batteries, watch batteries, fluorescent lights, mercury thermometers, etc (Cover both terminals of watch batteries (etc) with tape) </div> <div style="width: 25%; text-align: center;">  Fluorescent lights go in harmful waste, regardless of their size. </div> <div style="width: 25%; text-align: center;">  Non-mercury thermometers go in non-combustible waste. LED bulbs and LED fluorescent lights go in non-combustible waste. </div> <div style="width: 25%; text-align: center;">  Be sure to place harmful waste in a separate plastic bag (not a sandbag) from recyclable waste, and write “有害(ゆうがい)” (“harmful”) on the bag. </div> </div>	<ul style="list-style-type: none"> • Be sure to place harmful waste in a separate plastic bag (not a sandbag) from recyclable waste, and write “有害(ゆうがい)” (“harmful”) on the bag. • Non-mercury thermometers go in non-combustible waste. LED bulbs and LED fluorescent lights go in non-combustible waste. • Fluorescent lights go in harmful waste, regardless of their size. • Place fluorescent lights in boxes, or wrap them in newspaper or other material, and then place them in a plastic bag. This is to prevent mercury from leaking if the fluorescent lights break. • When putting out harmful waste, be careful not to break anything.

Category	Collection day	Items	Examples	Disposal Method
 <p>Large Waste (paid service)</p>	<p>Twice a month Reservation required</p> <p>Note: Your collection days depend on where you live. Please confirm the collection days in your area</p>	<p>Items subject to the Home Appliance Recycling Law</p> <p>Items subject to the Home Appliance Recycling Law (air conditioners, TV sets, refrigerators, freezers, washing machines, home driers)</p> <p>Futons, dressers, desks, plastic kerosene containers, bicycles, etc</p> <p>Note: For shoe cupboards, cupboards, bookshelves, chests, and other large items, measure their dimensions (width and height viewed from the front) before making a reservation for collection.</p> <p>What is considered Large Waste</p> <ul style="list-style-type: none"> Items whose longest length or diameter is at least 30cm Rod-shaped items whose longest length is at least 1m Board-shaped items whose longest length is at least 1 m and that are easily folded All items subject to the Home Appliance Recycling Law 		<p>Twice a month (reservation required)</p> <ul style="list-style-type: none"> When disposing of large waste (paid service), you must make a reservation at the Large Waste Information Center. Please make a reservation before purchasing a payment ticket (sticker). Payment tickets are non-refundable and cannot be reissued. <p>Large Waste Information Center (<i>Ogata Gomi Uketsuke Sentā</i>) Tel: 082-544-5300 Fax: 082-544-5301 Business hours: 9am – 6 pm Closed: Saturdays, Sundays, holidays, August 6, December 29 to January 3</p> <p>Reservation deadline: Three days before your area's collection day (Count from the day before the collection day. Do not include days when the center is closed.)</p> <ul style="list-style-type: none"> Reservations are also available through the City of Hiroshima website. The reservation deadline is five days before your area's collection day. (Count from the day before the collection day. Do not include days when the Center is closed.) When disposing of items subject to the Home Appliance Recycling Law (air conditioners, TV sets, refrigerators, freezers, washing machines, home driers), along with a payment ticket issued by the City, you must obtain a home appliance recycling ticket. You can obtain a home appliance recycling ticket at post offices or Japan Post Banks by paying the recycling fee by bank transfer. The City does not collect home PCs or PC monitors. Apply to their manufacturers to have them collected or contact the PC 3R Promotion Association. Collection boxes for small electrical appliances are also available depending on their size.
<p>Make a reservation with the Large Waste Information Center. Tel: 082-544-5300 Fax: 082-544-5301</p> <p>The Center receives many calls immediately after weekends and holidays. Please make reservations early.</p>		<p>Items subject to the Home Appliance Recycling Law</p> <p>Home appliances</p> <p>Furniture</p> <p>Bedding</p> <p>Other</p>		<p>PC 3R Promotion Association Tel: 03-5282-7685 Website: http://www.pc3r.jp/</p>

What you can do with waste not collected by the City of Hiroshima

	<p>Bulk waste disposal</p>	<p>You must take these to a designated waste collection facility yourself or use a licensed private waste collection service.</p>	<ul style="list-style-type: none"> ■ A large amount of waste produced due to moving house, garden tree pruning, house redecoration, or other reasons ■ Waste generated from commercial activities (in an office, store, factory, etc) 	<p>Do one of the following:</p> <ul style="list-style-type: none"> ■ Take it directly to a waste collection facility designated for each category of waste by the City. ■ Have it collected by a private waste collection service licensed by the City. <p>Note: Some waste, including industrial waste, cannot be collected at municipal facilities. Please confirm with the relevant facility in advance.</p>
<p>Commercial waste</p>	<p>Take it to the store it was purchased at or to its manufacturer.</p>	<ul style="list-style-type: none"> ■ Motorcycles (including motorized bicycles), agricultural cultivators, automobiles, disused FRP boats, tires, flammable or explosive items (including gunpowder, gas cylinders, unused fire extinguishers, petroleum oil, and automotive batteries), toxic substances (including agricultural chemicals and other chemicals), septic tanks, fire-resistant safes, pianos (excluding electric pianos), personal computers (main units and monitors), etc 		
<p>Other</p>				

Large Waste

	<p>Application for collection (reservation) at the Large Waste Information Center (Japanese only)</p> <p>Tel: 082-544-5300 Fax: 082-544-5301 (Reservation via the internet is also available.)</p> <p>Business hours: Monday through Friday 9am – 6 pm Closed: Saturdays, Sundays, holidays, August 6, and December 29 to January 3</p> <p>Reservation deadline: At least three days before the collection day (For reservations via the internet, at least five days before the collection day). Count from the day before the collection day. Do not include days when the center is closed.</p>
---	---


Hiroshima City residents can take large waste directly to the Asaminami Plant Garbage Disposal Facility.
 (Reservation not required/free of charge)



The City will provide support to those who cannot take large waste to designated collections sites because they live alone or are otherwise unable to.



Other Information



The smoke, soot, and strong smells caused by burning waste can be disruptive to your neighbors. In most cases it is illegal. The City has received numerous complaints from residents stating that they cannot open their windows due to smoke, that their fences and laundry are getting dirty, and that they are concerned about the adverse effects to their health.



Illegal dumping is a crime: not only does it make communities unpleasant places to live but it also causes serious environmental damage such as the pollution of public bodies of water.

The City of Hiroshima (Environment Bureau, Operations Department, Operations Division I, Supervision Section)