

Household Waste Disposal Guidelines

Household Waste Disposal Guidelines
Put out household waste by 8:30 a.m. on the collection day.

Environment Bureau,
The City of Hiroshima

可燃ごみ
Combustible Waste

ペットボトル
PET Bottles

リサイクルプラ
Recyclable Plastics

その他プラ
Other Plastics
















不燃ごみ
Non-Combustible Waste






















資源ごみ
Recyclable Waste




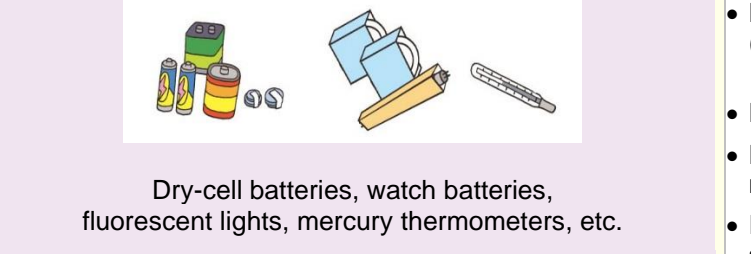
有害ごみ
Harmful Waste





大型ごみ (有料)
Large Waste (paid service)

Type of waste	Collection day	Items	Examples	How to dispose of it
 Combustible Waste	Twice a week		<div style="display: flex; justify-content: space-around;"> <div style="text-align: center;"> <p>Food waste, eggshells, seafood shells, etc.</p> </div> <div style="text-align: center;"> <p>Short sticks and grass</p> </div> <div style="text-align: center;"> <p>Cigarette butts</p> </div> </div>	<ul style="list-style-type: none"> Dispose of combustible waste in a strong paper bag or plastic bag (sandbags are not allowed). (Do not dispose of it in a cardboard box.) If a piece of paper is larger than a business card, you should dispose of it as Recyclable Waste. This includes confectionery boxes and direct mail. Return empty milk cartons to collection boxes at supermarkets if possible. Drain food waste of any excess liquid and wrap it in newspaper or similar paper. Soak up cooking oil with a cloth or newspaper before disposal. Cut up pruned branches and pieces of wood before disposal. They should be shorter than approximately 50 cm in length, and tied up in small bundles. Note: You can only dispose of green wood up to 5 cm in diameter or dried wood up to 10 cm in diameter. Break off the points of bamboo skewers and other sharp items before disposal. Soak fireworks and matches in water before disposing of them.
	Kitchen waste Non-recyclable paper waste Small pieces of wood/pruned branches	<div style="display: flex; justify-content: space-around;"> <div style="text-align: center;"> <p>Medicine, medicated patches</p> </div> <div style="text-align: center;"> <p>Tissue paper, carbon paper, etc.</p> </div> <div style="text-align: center;"> <p>Desiccants and deoxidizers</p> </div> </div>		
	Other	<div style="display: flex; justify-content: space-around;"> <div style="text-align: center;"> <p>Disposable diapers</p> </div> <div style="text-align: center;"> <p>Pet litter, droppings, etc.</p> </div> <div style="text-align: center;"> <p>Cushions and pillows with cotton filling</p> </div> </div>		

Type of waste	Collection day	Items	Examples	How to dispose of it
 PET Bottles	<div style="background-color: #90EE90; padding: 5px; text-align: center; font-weight: bold;">Once a week</div>	PET bottles  <small>*Look for this symbol.</small>	<div style="display: flex; justify-content: space-between;"> <div style="background-color: #ADD8E6; padding: 5px;">  PET bottles for beverages (soft drinks, tea, coffee, water, etc.) PET bottles for alcohol, mirin, vinegar, soy sauce, noodle dipping sauce (mentsuyu), and oil-free dressings. (Bottles for oil-based dressings should be disposed of as Recyclable Plastics.) </div> <div style="background-color: #FFB6C1; padding: 5px;">  Caps and labels go in Recyclable Plastics.  </div> </div>	<div style="background-color: #ADD8E6; padding: 5px;"> Dispose of PET bottles in a transparent or semi-transparent plastic bag. </div> <ul style="list-style-type: none"> Place PET bottles in a transparent or semi-transparent plastic bag whose contents are clearly visible. PET bottles must be bagged separately from Recyclable Plastics. Do not put bags filled with PET bottles into another big bag. Plastic bottles for cooking oil, sauce, and detergent go in Recyclable Plastics. Remove caps and labels, empty and rinse the inside of bottles with water, and crush them. (Caps and labels go in Recyclable Plastics.)
Type of waste  Recyclable Plastics		Note: Your collection day depends on where you live. Please confirm the collection days in your area.	Items  <small>*Look for this symbol.</small>	<div style="background-color: #FFDAB9; padding: 5px; text-align: center;"> Plastic product containers and packaging </div> <div style="display: grid; grid-template-columns: repeat(3, 1fr); gap: 5px;"> <div style="background-color: #FFB6C1; padding: 5px; text-align: center;">  Bags and netting </div> <div style="background-color: #FFB6C1; padding: 5px; text-align: center;">  Polystyrene containers and packaging material </div> <div style="background-color: #FFB6C1; padding: 5px; text-align: center;">  Plastic bottles </div> <div style="background-color: #FFB6C1; padding: 5px; text-align: center;">  Plastic lids, caps, and labels </div> <div style="background-color: #FFB6C1; padding: 5px; text-align: center;">  Plastic wrap for food </div> <div style="background-color: #FFB6C1; padding: 5px; text-align: center;">  Plastic cups <small>(Paper cups go in Combustible Waste.)</small> </div> <div style="background-color: #FFB6C1; padding: 5px; text-align: center;">  Tubes </div> <div style="background-color: #FFB6C1; padding: 5px; text-align: center;">  Supermarket checkout bags, etc. </div> </div>

Type of waste	Collection day	Items	Examples	How to dispose of it			
 Other Plastics	<div style="background-color: #90EE90; padding: 5px; text-align: center; font-weight: bold;">Twice a month</div>	Plastics other than containers and packaging	 Vinyl bags	 Shoes, slippers, leather shoes and rain shoes	 Stuffed toys and plastic toys	Dispose of other plastics in a transparent or semi-transparent plastic bag. <ul style="list-style-type: none"> Place other plastics in a transparent or semi-transparent plastic bag whose contents are clearly visible. Cut plastic sheets and long items such as hoses into pieces shorter than approximately 30 cm. (If it is difficult to cut them, tie them with string and dispose of them as Non-Combustible Waste.) Dispose of plastic toys and stuffed toys that include machine parts as Non-Combustible Waste. Dispose of wooden hangers (including those that contain metal parts) as combustible waste. Dispose of metal hangers (including those covered by vinyl) as non-combustible waste. 	
Note: Your collection days depend on where you live. Please confirm the collection days in your area.	 Dry cleaning bags		 Plastic wrap packages, videotapes, cassette tapes, CDs, DVDs, and their cases				
	 Kitchen wrap (remove the paper center), sponges		 Printer ink cartridges, plastic stationery products	 Cushions and pillows with sponge filling	 Plastic hangers		
Type of waste	Collection day	Items	Examples	How to dispose of it			
 Non-Combustible Waste	<div style="background-color: #90EE90; padding: 5px; text-align: center; font-weight: bold;">Twice a month</div>	Ceramics	 Leather bags	 Ceramics	 Milky-white cosmetic bottles, nail polish bottles	 Heat-resistant glass	<ul style="list-style-type: none"> Dispose of non-combustible waste in a strong plastic bag (sandbags are not allowed). Place soil, sand, and gravel used in plant pots in a checkout bag. You may dispose of up to about three bags of waste at a time. In order to prevent fires, completely empty lighters before disposing of them. Place them in a different bag from other non-combustible waste, and write “ライター” (“lighter”) on the bag. Remove batteries from electrical appliances. Batteries go in harmful waste. Tie together vinyl sheets and hoses with string before disposing of them. (If possible, cut them into pieces shorter than approximately 30 cm and dispose of them as Other Plastics.) Put small electrical appliances (battery-powered or mains-powered), in the collection boxes in ward offices. You can only dispose of items that can fit through the slot of the collection box (H15 cm × W30 cm × D40 cm).
Note: Your collection days depend on where you live. Please confirm the collection days in your area.	 Incandescent light bulbs, disposable pocket warmers, and lighters (Empty lighters and place them in a separate bag.)		 Metal caps and lids	 Aluminum foil			
	Other		 Cold gels and razors	 Umbrellas, hot water dispensers and watches	 Small electrical appliances, such as irons and hair driers		


Type of waste	Collection day	Items	Examples	How to dispose of it
 Recyclable Waste	Twice a month Note: Your collection days depend on where you live. Please confirm the collection days in your area.	Paper (business card-sized or larger) Cloth Metals Glass		<ul style="list-style-type: none"> • Tie paper up with string. Place other recyclable waste in a strong bag (not a sandbag) and dispose of it separately from harmful waste. • Be sure to use up spray cans, or empty them in a well-ventilated outdoor place far from fire. Do not make holes in spray cans before disposing of them. • If spray cans, paint cans, and containers for medicine or chemicals are not empty they will not be collected, so please consult their manufacturers. • Wrap kitchen knives and broken glass in newspaper or other material and write “危険(きけん)” (“dangerous”) on them. • If possible, take returnable bottles (such as beer bottles and large sake bottles) back to the store where they were purchased. • Remove caps and lids from cans and bottles, remove all their contents, and wash them thoroughly before disposing of them. • The City of Hiroshima recommends “Group Collection” to reduce waste and prevent it from being stolen. To find out whether Group Collection is carried out in your area, contact your local neighborhood association. • As much as possible, reuse old clothes that are still usable, such as by giving them away.
 Harmful Waste	Twice a month Note: Your collection days depend on where you live. Please confirm the collection days in your area.	Dry-cell batteries Fluorescent lights Mercury thermometers		<ul style="list-style-type: none"> • Be sure to place harmful waste in a different plastic bag (not a sandbag) from recyclable waste, and write “有害(ゆうがい)” (“harmful”) on the bag. • Non-mercury thermometers go in non-combustible waste. • LED bulbs and LED fluorescent lights go in non-combustible waste. • Fluorescent lights go in harmful waste, regardless of their size. • Place fluorescent lights in boxes, or wrap them in newspaper or other material, and then place them in a plastic bag. This is to prevent mercury from leaking if the fluorescent lights break. • When putting out harmful waste, be careful not to break anything.

Type of waste	Collection day	Items	Examples	How to dispose of it
 <p>Large Waste (paid service)</p>	<p>Twice a month</p> <p>Reservation required</p> <p>Note: Your collection days depend on where you live. Please confirm the collection days in your area</p>	<p>Items subject to the Home Appliance Recycling Law</p> <p>Home appliances</p> <p>Furniture</p> <p>Bedding</p> <p>Other</p>	 <p>Items subject to the Home Appliance Recycling Law (air conditioners, TV sets, refrigerators, freezers, washing machines, home driers)</p>  <p>Futons, dressers, desks, plastic kerosene containers, bicycles, etc.</p> <p>Note: For shoe cupboards, cupboards, bookshelves, chests, and other large items, measure their dimensions (width and height viewed from the front) before making a reservation for collection.</p>  <p>Vacuum cleaners, microwave ovens, etc.</p>	<p>Twice a month (reservation required)</p> <ul style="list-style-type: none"> When disposing of large waste (charged service), you must make a reservation at the Large Waste Information Center. Please make a reservation before purchasing a payment ticket (sticker). Payment tickets are non-refundable and cannot be reissued. <p>Large Waste Information Center (Ōgata Gomi Uketsuke Sentā)</p> <p>Tel: 0570-082530</p> <p>Business hours: 9:00–18:00 Closed: Saturdays, Sundays, holidays, August 6, December 29 to January 3</p> <p>Reservation deadline: Three days before your area’s collection day (Count from the day before the collection day. Do not include days when the Center is closed.)</p>
<p>Make a reservation with the Large Waste Information Center. Tel: 0570-082530</p> <p>The Center receives many calls immediately after weekends and holidays. Please make reservations early.</p>			<p>What is considered Large Waste</p> <ul style="list-style-type: none"> Items whose longest length or diameter is at least 30 cm Rod-shaped items whose longest length is at least 1 m Board-shaped items whose longest length is at least 1 m and that are easily folded All items subject to the Home Appliance Recycling Law 	<ul style="list-style-type: none"> Reservations are also available through the City of Hiroshima website. The reservation deadline is five days before your area’s collection day. (Count from the day before the collection day. Do not include days when the Center is closed.) When disposing of items subject to the Home Appliance Recycling Law (air conditioners, TV sets, refrigerators, freezers, washing machines, home driers), along with a payment ticket issued by the City, you must obtain a home appliance recycling ticket. You can obtain a home appliance recycling ticket at a post office or Japan Post Bank by paying the recycling fee by bank transfer. The City does not collect home PCs or PC monitors. Apply to their manufacturers to have them collected or contact the PC 3R Promotion Association. Collection boxes for small electrical appliances are also available depending on their size. <p>PC 3R Promotion Association Tel: 03-5282-7685 Website: http://www.pc3r.jp/</p>


Who to contact about waste disposal and waste collection sites (establishment, relocation, and removal)

Name	Location	Tel.	Fax	Area Covered
Naka Environment Office	1-5-1 Minami-yoshijima, Naka-ku	082-241-0779	082-241-1407	Naka Ward, Higashi Ward
Minami Environment Office	3-17-2 Shinonome, Minami-ku	082-286-9790	082-286-9791	Minami Ward
Nishi Environment Office	7-7-1 Shoko-center, Nishi-ku	082-277-6404	082-277-6406	Nishi Ward
Asaminami Environment Office	4-4013-1 Tomokita, Asaminami-ku	082-848-3320	082-848-4411	Asaminami Ward
Asakita Environment Office	1471-8 Oaza Nakashima, Kabe-cho, Asakita-ku	082-814-7884	082-814-7894	Asakita Ward
Aki Environment Office	2-3-18 Yano-shin-machi, Aki-ku	082-884-0322	082-884-0324	Aki Ward
Saeki Environment Office	1-4-48 Kairoen, Saeki-ku	082-922-9211	082-922-9221	Saeki Ward

What you can do with waste not collected by the City of Hiroshima

	Bulk waste disposal	You must take these to a designated waste collection facility yourself or use a licensed private waste collection service.	<ul style="list-style-type: none"> A large amount of waste produced due to moving house, garden tree pruning, house redecoration, or other reasons 	<p>Do one of the following:</p> <ul style="list-style-type: none"> Take it directly to a waste collection facility designated for each category of waste by the City Have it collected by a private waste collection service licensed by the City. <p>Note: Some waste, including industrial waste, cannot be collected at municipal facilities. Please confirm with the relevant facility in advance.</p>
	Commercial waste		<ul style="list-style-type: none"> Waste generated from commercial activities (in an office, store, factory, etc.) 	
	Other	Take it to the store where the items were purchased or to their manufacturers	<ul style="list-style-type: none"> Motorcycles (including motorized bicycles), agricultural cultivators, automobiles, disused FRP boats, tires, flammable or explosive items (including gunpowder, gas cylinders, unused fire extinguishers, petroleum oil, and automotive batteries), toxic substances (including agricultural chemicals and other chemicals), septic tanks, fire-resistant safes, pianos (excluding electric pianos), personal computers (main units and monitors), etc. 	

Large Waste

	Application for collection (reservation) at the Large Waste Information Center (Japanese only)
	<p>Tel.: 0570-082530 (Reservation via the Internet is also available.)</p> <p>Business hours: Monday through Friday 9:00–18:00</p> <p>Closed: Saturdays, Sundays, holidays, August 6, and New Year holidays (December 29 to January 3)</p> <p>Reservation deadline: At least three days before the collection day (For reservations via the Internet, at least five days before the collection day). Count from the day before the collection day. Do not include days when the Center is closed.</p>



Hiroshima City residents can take large waste directly to the Asaminami Plant Garbage Disposal Facility. (Reservation not required/free of charge)



The City will provide support to those who cannot take large waste to designated collections sites because they live alone or are otherwise unable to.

Other



The smoke, soot and strong smells caused by burning waste yourself can be disruptive to your neighbors, and so in most cases it is illegal. The City has received numerous complaints from residents stating that they cannot open their windows due to the smoke, that their fences and laundry are getting dirty, and that they are concerned about the adverse effects to their health.



Illegal dumping is a crime: not only does it make communities unpleasant places to live but it also causes serious environmental damage such as the pollution of public bodies of water.